

# Thrivent Low Volatility Equity Fund

**Inception Date** Feb. 28, 2017    **Ticker** TLVOX    **Total Fund Assets** \$28.22 million    **Expense Ratio** Gross: 1.44%    Net: 0.95%\*

## Fund Description

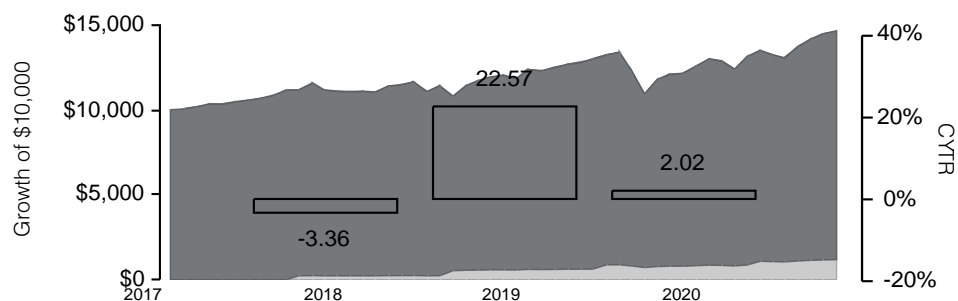
This fund seeks to provide investors with returns similar to the global equity markets with lower volatility over a full market cycle. The Fund is globally diversified with an approximate allocation of 60% U.S. and 40% non-U.S. stocks and may invest in securities of any market capitalization. The Fund employs investment management techniques to identify securities that exhibit low volatility returns. Therefore it is expected that the Fund will generally underperform the global equity markets during periods of strong market performance.

## Investment Strategy/Process

The portfolio management team uses active quantitative management techniques to forecast investment returns and to identify relationships between securities. The process uses factor models and also strives to identify groups of stocks that are less correlated to each other. The team constructs a risk-optimized portfolio with a focus on low-volatility securities. The Fund is expected to be well-diversified with global securities. As a part of the risk management process, sector, country, and individual security weights will be constrained.

## Growth of \$10,000 and Calendar Year Performance (%)

- Calendar Year Total Returns (CYTR)
- Total Market Value (assumes the reinvestment of all dividends and capital gains) - \$14,663
- Current Value of Reinvested Dividends and Capital Gains - \$1,183



Other share class performance may vary due to differences in fees and expenses.

## Average Annualized Returns (%)

Periods less than one year are not annualized

	3 Month	YTD	1 Year	3 Year	5 Year	10 Year	Since Incept
Class S Share	6.81	8.62	20.68	9.90	N/A	N/A	9.23
MSCI World Min Vol Index - USD Net Rtrns	5.81	7.11	18.50	9.99	8.45	9.66	N/A
Lipper Global Multi-Cap Value Fds Median	5.17	13.24	39.50	9.89	10.90	8.59	N/A

**All data represents past performance. Past performance does not guarantee future results. The investment return and principal value of the investment will fluctuate so that an investor's shares, when redeemed, may be worth more or less than the original cost. Current performance may be lower or higher than the performance data quoted. Call 800-847-4836 or visit [thriventfunds.com](http://thriventfunds.com) for performance results current to the most recent month-end.**

\*The Adviser has contractually agreed, for a period of one year from the date of the most recent prospectus, to waive certain fees and/or reimburse certain expenses associated with the Fund. Refer to the Fees & Expenses table in the Fund's prospectus.

\*\*Source: Lipper. The Lipper median represents the median annualized total return for all reported funds in the classification. Lipper medians do not include sales charges/fees. If included, returns would have been lower.

## Investment Objective

Thrivent Low Volatility Equity Fund seeks long-term capital appreciation with lower volatility relative to the global equity markets.

## Minimum Investment

Non-retirement: \$2,000; IRA or tax-deferred: \$1,000; Subsequent: \$50

## Benchmark(s)

Any indexes shown are unmanaged and do not reflect the typical costs of investing. Investors cannot invest directly in an index.

## MSCI World Minimum Volatility Index - USD Net

**Returns** is designed to measure the performance of a minimum variance strategy applied to a universe of large- and mid-cap stocks in 23 developed market countries. It is an optimized version of the MSCI World Index.

## Fund Management & Experience

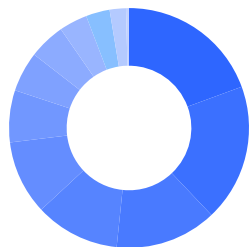
Noah J. Monsen, CFA Industry: 2008 Fund: 2017; Brian W. Bomgren, CQF Industry: 2006 Fund: 2018

**Risks:** The Fund seeks lower volatility than the global equity markets, however it will experience some volatility. The Fund's value is influenced by a number of factors, including the performance of the broader market, and risks specific to the Fund's asset classes, investment styles, and issuers. Markets may also be impacted by domestic or global events, including public health threats, terrorism, natural disasters or similar events. The use of quantitative investing techniques and derivatives such as futures also involve risks. Foreign investments involve additional risks, such as currency fluctuations and political, economic and market instability, which may be magnified for investments in emerging markets. These and other risks are described in the prospectus.

# Thrivent Low Volatility Equity Fund

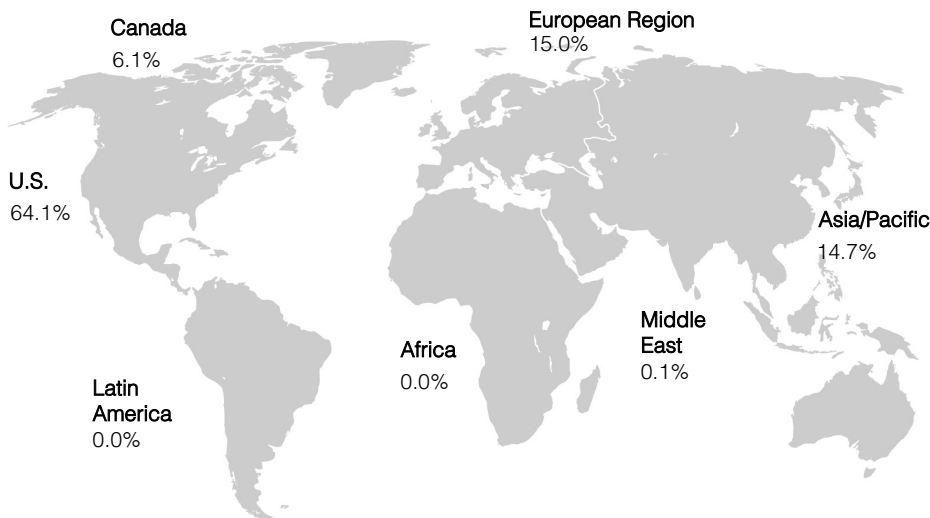
**Mutual Funds**  
Class S | June 30, 2021

## Diversification <sup>Δ</sup>



Health Care	19.4%
Information Technology	18.5%
Consumer Staples	13.7%
Communication Services	11.4%
Industrials	10.0%
Financials	7.0%
Utilities	5.4%
Consumer Discretionary	4.9%
Real Estate	3.8%
Materials	3.2%
Cash	2.2%
Energy	0.4%

Data is based on country of domicile. Some companies may be domiciled in offshore locations that may not reflect the primary place of business.



## Top 10 Holdings—excluding derivatives and cash

(15.93% of Fund, as of May 28 2021)

Verizon Comm, Inc.	1.95%
SoftBank Corp	1.76%
Johnson & Johnson	1.67%
Public Storage, Inc.	1.60%
Newmont Mining Corp	1.60%
Regeneron Pharma, Inc.	1.54%
McDonald's Corp	1.53%
Procter & Gamble Co	1.46%
PepsiCo, Inc.	1.44%
Colgate-Palmolive Co	1.38%

## Top 5 Countries (92.6% of Fund)

United States	64.1%
Japan	12.7%
Switzerland	7.1%
Canada	6.1%
Denmark	2.6%

## World Economic Classification <sup>Δ</sup>

United States	64.1%
Developed International	35.9%

## Fund Statistics

Statistics shown below are compared to S&P 500<sup>®</sup> Index (represents average performance of 500 large-cap stocks). It is intended to provide a broad comparison to U.S. large-cap stock market, and may not be representative of the Fund's investment strategies and holdings.

## Holdings Information

Number of Holdings	228
Turnover Ratio (last 12-months) <sup>†</sup>	80%

## Risk/Volatility Measures

**Beta (3-year vs. S&P 500<sup>®</sup>):** A measure of the volatility, or market risk, of an investment compared to the broad U.S. large-cap stock market.

Lower	S&P 500 1.0	Higher
	Fund 1.03	

**Standard Deviation:** Measures risk by showing how much a fund fluctuates relative to its average return over a period of time.

	Fund	S&P 500 <sup>®</sup> Index <sup>§§</sup>
3 Year	13.35	18.52
5 Year	N/A	14.99
10 Year	N/A	13.59

## Equity Characteristics

**Market Capitalization** is a measure of the size of the companies held in the portfolio, calculated by multiplying a company's total outstanding shares by the stock price.

	Fund	S&P 500 <sup>®</sup> Index <sup>§§</sup>
Median Mkt Cap	\$28.8 B	\$30.2 B
Weighted Avg Mkt Cap	\$128.9 B	\$542.8 B

**Price to Earnings (P/E) Ratio:** A valuation ratio of a company's current share price compared to its earnings per-share, calculated by dividing the market value per share by its trailing 12-month earnings.

	Fund	S&P 500 <sup>®</sup> Index <sup>§§</sup>
P/E Ratio	23.6	26.9

**Return on Equity (ROE):** A measure of corporate profitability that shows how much net income the companies in the portfolio have generated as a percentage of shareholder equity.

	Fund	S&P 500 <sup>®</sup> Index <sup>§§</sup>
ROE	23.0%	23.5%

<sup>Δ</sup>Due to rounding, some numbers may not equal stated totals.

<sup>†</sup>Turnover Ratio: 12-month rolling as of May 28 2021. A measure of a Fund's trading activity calculated by dividing the lesser of long-term purchases/sales by average long-term market value.

<sup>§§</sup>S&P 500<sup>®</sup> is a registered trademark of Standard & Poor's<sup>®</sup> Financial Services LLC, a part of McGraw Hill Financial, Inc. and/or its affiliates. Source: Factset.

*Investing involves risks, including the possible loss of principal. The prospectus and summary prospectus contain more complete information on the investment objectives, risks, charges and expenses of the fund, and other information, which investors should read and consider carefully before investing. Prospectuses are available at [thriventfunds.com](http://thriventfunds.com) or by calling 800-847-4836.*

The distributor for Thrivent Mutual Funds is Thrivent Distributors, LLC, a registered broker-dealer and member [FINRA/SIPC](http://FINRA/SIPC). Thrivent Asset Management, LLC, an SEC-registered investment adviser, serves as the investment adviser for the Thrivent Mutual Funds. Both entities are subsidiaries of Thrivent, the marketing name for Thrivent Financial for Lutherans.