

# Thrivent Large Cap Growth

March 31, 2026

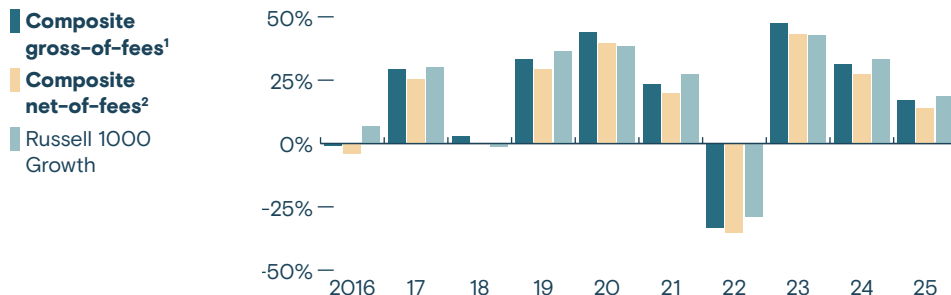
## Investment approach

- Invests in large cap growth stocks
- Seeks to use fundamental research to add value through stock selection by primarily focusing on companies with expanding growth profiles
- Rigorous risk management to help avoid unintended exposures

## Strategy facts

Morningstar Sec ID	FOOO01SWZY
Morningstar category	Large Growth
Benchmark	Russell 1000 Growth®
Composite inception	1/1/2015
Total composite assets	\$6.77B

## Calendar year performance



## Average annualized returns (%)<sup>3</sup>

Periods less than one year are not annualized

	3m	YTD	1y	3y	5y	10y	Since incep
<b>Composite</b> Gross-of-fees <sup>1</sup>	-10.36	-10.36	16.72	21.12	10.60	16.02	14.76
Net-of-fees <sup>2</sup>	-11.02	-11.02	13.32	17.60	7.38	12.64	11.42
Russell 1000 Growth	-9.78	-9.78	18.81	21.18	12.76	16.83	21.18

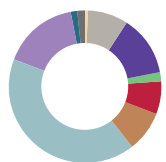
### All data represents past performance.

<sup>1</sup>Gross-of-fees returns reflect the deduction of transaction costs but do not include the deduction of advisory fees or other expenses that may be incurred in the management of an actual account. <sup>2</sup>Net-of-fees returns reflect the deduction of a model fee of 3.00% (0.25% applied to the monthly gross returns), which represents the highest anticipated fee that could be charged for accounts utilizing this strategy. This model fee is applied for illustrative purposes and may not reflect the actual fees paid by any specific investor. Actual fees may vary based on account size, custodial arrangements, and other factors. <sup>3</sup>Assumes reinvestment of capital gains, dividends and interest.

**Risks:** Equity securities of large companies can be volatile and unable to respond quickly to new competitive challenges and may not be able to attain a high growth rate. Growth investing includes securities whose prices historically have been more volatile than other securities, especially over the short term. Securities may be affected by company performance, market conditions, or global events.

Diversification




(%)



Energy	0.74
Industrials	8.53
Consumer discret.	12.73
Consumer staples	2.13
Health care	6.91
Financials	8.52
Info technology	41.30
Comm services	16.31
Utilities	1.23
Cash	1.60

Stocks 98.40%  
Cash 1.60%

Portfolio management

	<b>Lauri Brunner</b> Senior Portfolio Manager Industry since 1993 Strategy since 2018
	<b>Nicolas M. Horns</b> Senior Portfolio Manager Industry since 2008 Strategy since 2025
	<b>Jordan Winters</b> Senior Portfolio Manager Industry since 2012 Strategy since 2025

Characteristics

	Strategy	Russell 1000 Growth
Weighted average market cap	\$997.27B	\$837.91B
Price/earnings (P/E) ratio	32.98	31.91
Return on equity (ROE)	41.22%	47.19%

5-year risk & return



	Strategy	Russell 1000 Growth
<b>Risk (std deviation)</b>	19.28	18.77
<b>Return (avg annualized)</b>	10.60%	12.76%
Sharpe	0.44	0.55
Alpha	-2.02	0.00
Beta	1.02	1.00
Up capture ratio (%)	97.27	100
Down capture ratio (%)	104.77	100

Holdings

Number of holdings	41
Turnover ratio as of 2/28/2026	45%

Top ten as of 2/28/2026

	% of Strategy
NVIDIA Corp	11.10
Apple, Inc.	7.06
Amazon.com, Inc.	6.54
Microsoft Corp	6.37
Meta Platforms, Inc.	4.90
Alphabet, Inc., Class A	4.63
Broadcom, Inc.	4.29
Alphabet, Inc., Class C	4.05
Visa, Inc.	3.44
Tesla, Inc.	3.44

55.82% of the Strategy

Visit [thriventfunds.com/glossary](http://thriventfunds.com/glossary) for a glossary of financial terminology.

Holdings and characteristics information is based on a representative, discretionary, unconstrained account that we believe is reflective of the overall strategy. While this account is selected to illustrate typical portfolio characteristics, holdings in other individual accounts may differ due to factors such as account-specific restrictions, timing of investments, and cash flows. Attribution is based on the gross returns of the representative account vs the composite benchmark and is calculated without the deduction of fees and expenses. The strategy was not available in a separately managed account as of Dec. 31, 2025.

**For model-delivered SMAs:** The implementation of any model portfolio is at the discretion of the managed account sponsor. Thrivent model portfolio information is for use by third-party advisers managing their clients' accounts. Thrivent Asset Management, LLC ("TAM") will trade in a discretionary representative account before model updates are made available to the sponsor. Under TAM's trade sequencing policy, trade instructions may be delivered after activity completes in the representative account, with timing dependent on the significance of the change. The sponsor retains full discretion over whether and when to implement trades in client accounts. For additional information regarding use of TAM model portfolios, review TAM's Form ADV – Part 2 Brochure.

Portfolio adjustments may result in taxable events for taxable accounts. In addition, short-term trading fees may apply to certain transactions. Thrivent Asset Management, LLC does not provide accounting, legal or tax advice. Please consult a tax or legal advisor.

©2026 Morningstar, Inc. All rights reserved. The information contained herein: (1) is proprietary to Morningstar and/or its content providers; (2) may not be copied or distributed; and (3) is not warranted to be accurate, complete, or timely. Neither Morningstar nor its content providers are responsible for any damages or losses arising from any use of this information.

Any indexes shown are unmanaged and do not reflect the typical costs of investing. Investors cannot invest directly in an index. For index licensing information, visit [thriventfunds.com/privacy-security/index-provider-notices.html](http://thriventfunds.com/privacy-security/index-provider-notices.html). **Russell 1000 Growth Index** measures the performance of U.S. large capitalization growth-oriented equities.

Due to rounding, some numbers may not equal stated totals.

**Investing involves risks, including the possible loss of principal.**

Thrivent Asset Management, LLC, an SEC-registered investment adviser, acts as a discretionary investment manager or provides sponsors of managed accounts with non-discretionary investment advice in the form of models. The implementation of or reliance on a model is at the discretion of the managed account sponsor. Thrivent Asset Management, LLC is not providing personalized investment advice or investment recommendations and will not make any representations about the suitability of a model for any investor.